



SS420/SS450

SimplySNAP On-Site Controller

Specification Data	
Job Name	
Type	
Catalog #	
Comments	

Product Overview

The **SS420/SS450** site controller serves as the heart of your lighting solution, allowing local control without the internet using the Synapse SimplySNAP solution.

SimplySNAP is a wireless, on-site control solution for monitoring and controlling outdoor and indoor lights via a SNAP mesh network. SimplySNAP provides the flexibility to manage your lighting, your way, with system setup and configuration through a mobile-friendly Wi-Fi interface.

The system stores power data, zones, alarms, behaviors, and critical events locally for maintenance and troubleshooting; and provides municipal compliance via daily schedules, sensor controlled behaviors, and multiple dimming levels. With programmable schedules and easy setup, SimplySNAP is the perfect solution for remote sites or where internet is not desired.

You just configure it and it runs.

Features

- No Internet Required
- No recurring software fee—buy once, use forever
- Multiple Zones, Behaviors, Events, and Schedules
- SimplySNAP creates a Wi-Fi connection to smart phone, tablet, or PC
- Optional SimplySNAP Remote Access (SSRA) service available
- Firmware Upgrades via USB Flash Drive
- Sunrise and Sunset Schedules driven by latitude and longitude
- Optional Cellular Connectivity (SS450)



**SimplySNAP Lighting
On-Site Controller —
No Internet Required**

Product #	Description
SS420-002	Wi-Fi enabled, Wall mount bracket
SS450-001	WiFi and Cellular enabled, wall mount bracket; 3 antennas

Dimensions	6.8" L x 4.6" W x 1.4" H (173mm L x 117mm W x 36mm H) without antennas
Operating Environment	-40°C to +70°C Indoor Use or Outdoor with Waterproof Enclosure
Mounting	DIN rail or Wall Mounted
Input Power	12-24V DC (Barrel and Terminal Block Connectors)
Cellular	Verizon 3G CDMA
Wi-Fi	802.11 a/b/g
Radio	SNAP 2.4 GHz; 802.15.4 +20 dBm Transmit Power -105 dBm Receive Sensitivity
Certifications	FCC
Warranty	5 Years
Interfaces	1 USB Port for Software Updates 1 Ethernet Port for Wired Access

SS Series Lighting Gateways

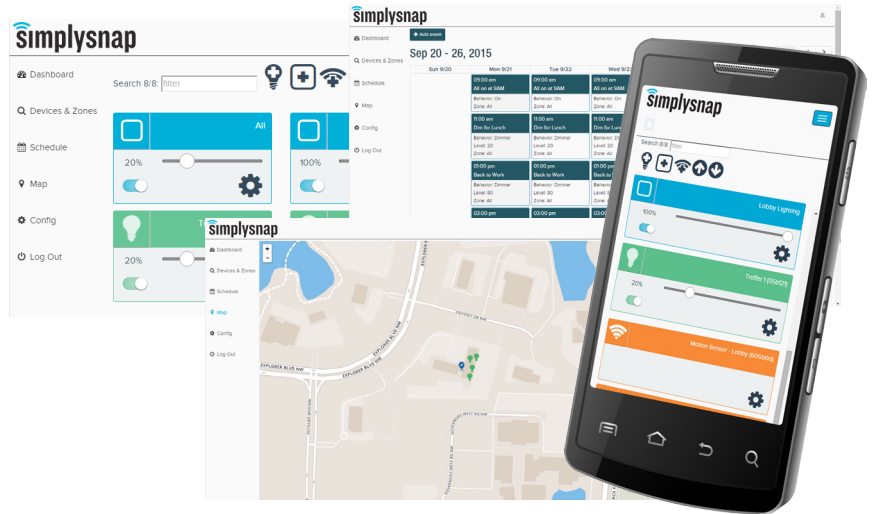
To learn more, call or visit:
synapse-wireless.com
 (877) 982-7888

Included with the SS420:

- 2 Antennas
- 1 Power Supply
- Mounting Template
- Terminal Block Connector
(for alternate power connection)
- Quick Install Guide

Included with the SS450:

- 3 Antennas
- 1 Power Supply
- Mounting Template
- Terminal Block Connector
(for alternate power connection)
- Quick Install Guide



Supported Wireless Controllers:

Part #	Description
DIM10-087-00	DC Power Light Controller
DIM10-100-00	120-277V, 2 Amp Relay, Terminal Blocks and Dimming
LP150-001	120-277V, 3 Amp Relay, Flying Leads, and Dimming
DIM10-250-11	120-277V, Power Monitoring, 5 Amp Relay, Cased, Sensor Input, Sensor Power Supply
TL5-B1	100-277V, 5-pin Twist-lock, Power Monitoring, 5 Amp Relay, Integrated Photocell, IP66


LP150-001




TL5-B1



DIM10-100-00



DIM10-087-00



DIM10-250-11

